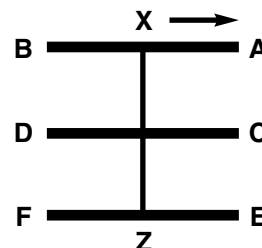


Taegeuk Ee Jang

The symbol of this form is Tae which represents the lake

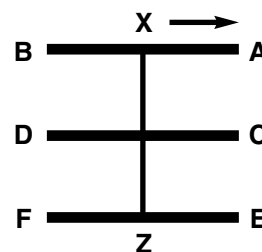

1

Turn left 90 degrees. Step with left foot toward "A" forming a left walking stance while executing a left low block.



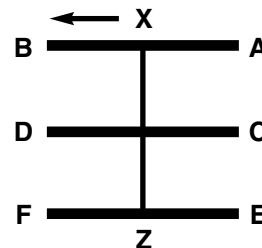
2

Step forward with right foot, forming a right front stance while executing a right middle-section punch.



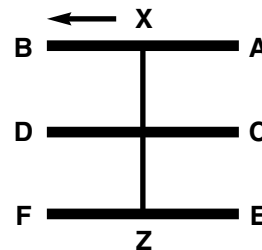

3

Turn right 180 degrees (pivot on left foot) and step with right foot toward "B" forming a right walking stance while executing a right low block.



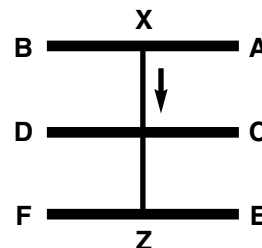
4

Move left foot one step forward forming a left front stance while executing a left middle-section punch.



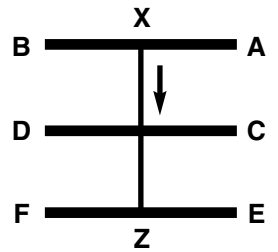
5

Turn left 90 degrees (pivot on right foot) and step with left foot toward "Z" forming a left walking stance while executing an inward middle-section block with right outer forearm.



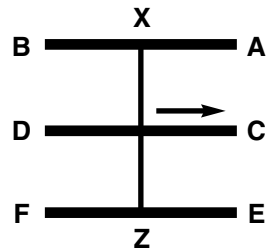
6

Step forward with right foot, forming a walking stance while executing an inward middle-section block with left outer forearm.



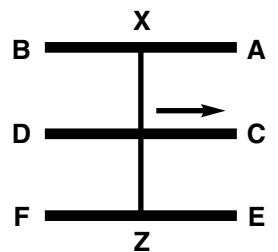

7

Turn left 90 degrees (pivot on right foot) and step with left foot toward "C" forming a left walking stance while executing a left low block.



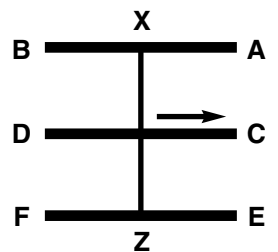

8

Execute right front snap kick to middle-section.



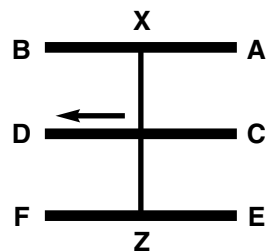
8

Drop right foot into a right front stance while executing a right high-section punch.



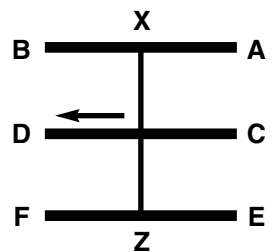
9

Turn right 180 degrees (pivot on left foot) and step with right foot toward "D" forming a walking stance while executing a right low block.



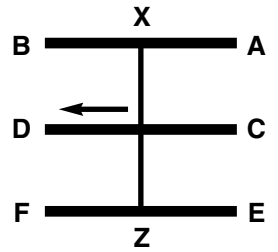

10

Execute a left front snap kick to middle-section.



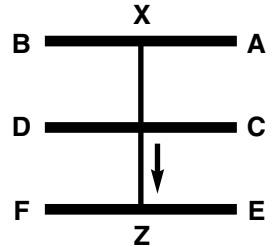
10

Drop left foot into a left front stance while executing a left high-section punch.



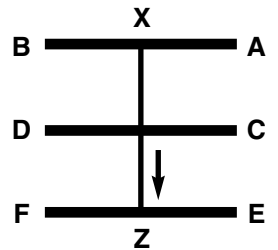
11

Turn left 90 degrees (pivot on right foot) and step with left foot toward "Z" forming a left walking stance while executing a left high block.



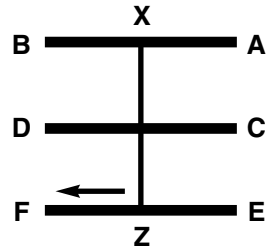
12

Step forward with right foot, forming a right walking stance while executing a right high block.



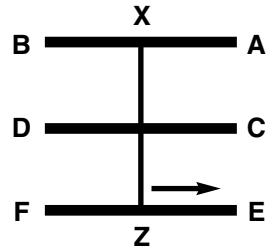
13

Turn left 270 degrees (pivot on right foot) and step with left foot toward "F" forming a walking stance while executing an inward middle-section block with right outer forearm.



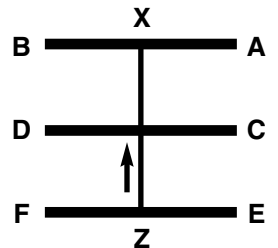

14

Turn right 180 degrees (pivot on balls of feet) facing "E" and forming a right walking stance while executing an inward middle-section block with left outer forearm.



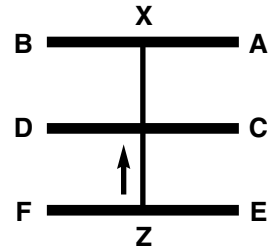

15

Turn left 90 degrees (pivot on balls of feet) and step with left foot toward "X" forming a walking stance while executing a left low block.



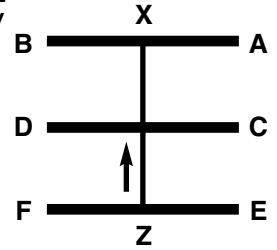

16

Execute a right front snap kick to middle-section.



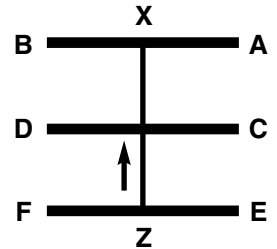

16

Drop right foot into right walking stance while executing a right middle-section punch.



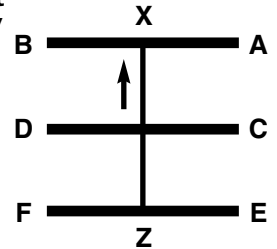

17

Execute a left front snap kick to middle-section.



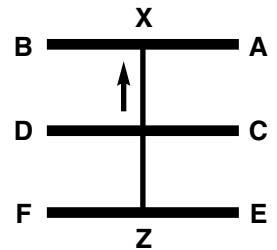

17

Drop left foot into left walking stance while executing a left middle-section punch.



18

Execute a right front snap kick to middle-section.



18

Drop right foot into right walking stance while executing a right middle-section punch. Yell “ki-ya.”

Ba-Ro: Turn left 180 degrees, using the ball of the right foot to pivot, and face toward “Z” forming ready stance.

