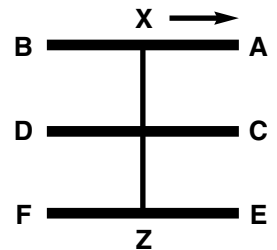


Taegeuk Sah Jang

The symbol of this form is Jin which represents thunder

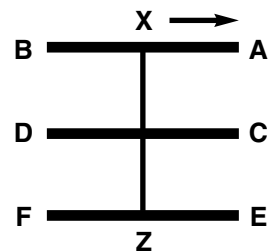

1

Turn left 90 degrees, step with left foot toward "A" forming a back stance while executing a double knife-hand block.



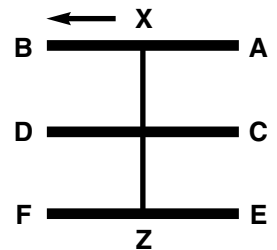
2

Step forward with right foot, forming a right front stance while executing a downward pressing block with left palm followed immediately by a right spearfinger thrust to middle-section.



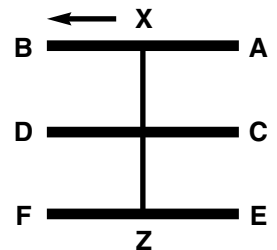
3

Turn right 180 degrees (pivot on left foot) and step with right foot toward "B" forming a back stance while executing a double knife-hand block.



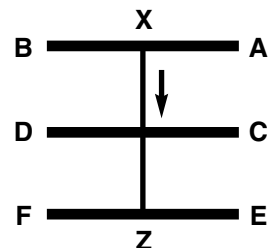
4

Step forward with left foot, forming a left front stance while executing a downward pressing block with right palm, immediately followed by a left spearfinger thrust to middle-section.



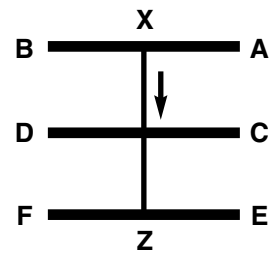
5

Turn left 90 degrees (pivot on right foot) and step with left foot toward "Z" forming a left front stance while executing a high-section block with left knife-hand and simultaneously a high-section strike with right inward knife-hand (block & attack).



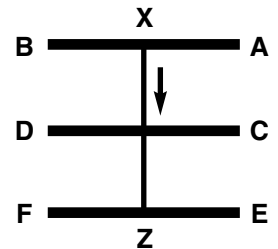
6

Execute a right front snap kick to middle-section.



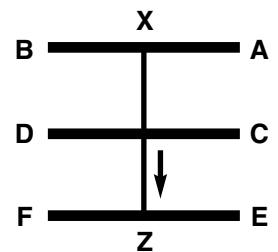
6

Drop right foot into a right front stance and then execute a left middle-section punch.



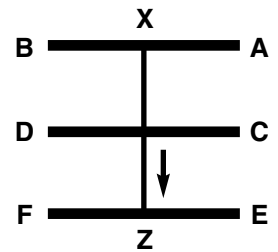
7

Execute a left side-kick to middle-section, landing in front.



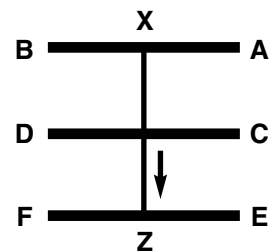
7

Execute a right side-kick to middle-section.



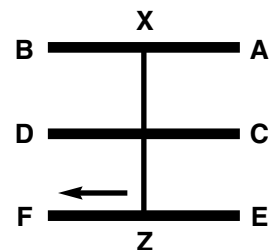
7

Drop right foot to "Z" forming a back stance front while executing a double knife-hand block.



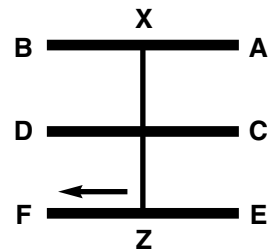

8

Turn left 270 degrees (pivot on right foot) and step with left foot toward "F" forming a back stance while executing a left outward forearm block to middle-section.



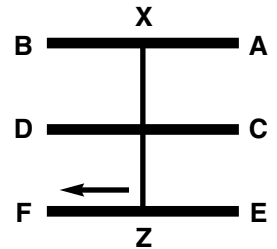
9

Execute a right front snap kick to middle-section.



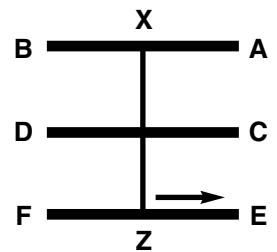

9

Bring right foot back into back stance then execute a right inward forearm block to middle-section.



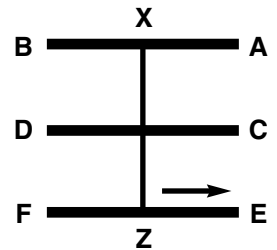

10

Turn right 180 degrees (pivot on balls of feet) toward "E" forming a back stance while executing a right outward forearm block to middle-section.



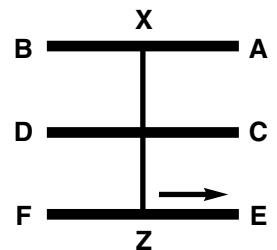
11

Execute a left front snap kick to middle-section.




11

Bring left foot back into back stance then execute a left inward forearm block to middle-section.

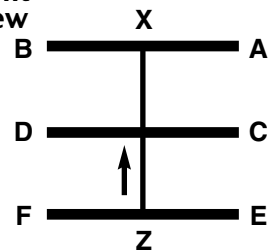


12

Turn left 90 degrees, step with left foot toward "X" forming a left front stance while executing a high-section block with a left knife-hand and simultaneously a high-section strike with right knife-hand (block & attack).

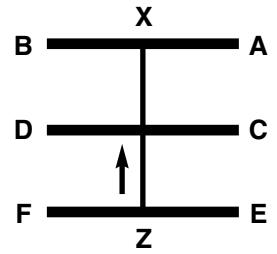



front view



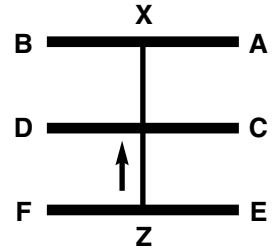

13

Execute a right front snap kick to middle-section.



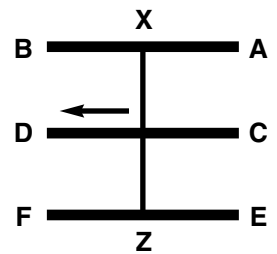
13

Drop right foot into a right front stance while executing a right back-fist strike to high-section.



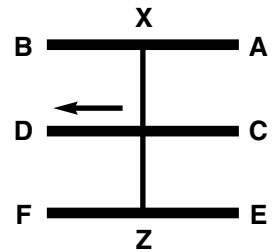
14

Turn left 90 degrees toward "D" (pivot on balls of feet) forming a left walking stance while executing an left inward forearm block to middle-section.



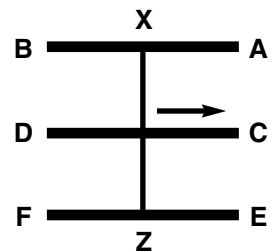

14

Without moving feet, execute a right middle-section punch.



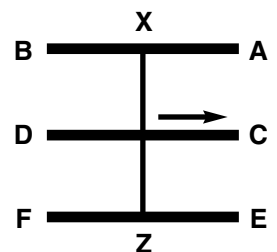
15

Turn right 180 degrees toward "C" (pivot on balls of feet) forming a right walking stance while executing an right inward forearm block to middle-section.



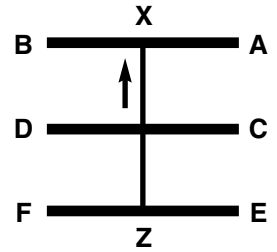
15

Without moving feet, execute a left middle-section punch.



16

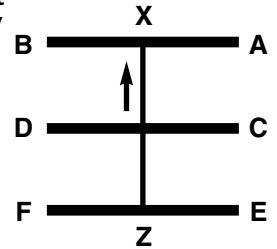
Turn left 90 degrees (pivot on right foot) step with left foot toward "X" forming a left front stance while executing an inward forearm block to middle-section to using the left hand.



16

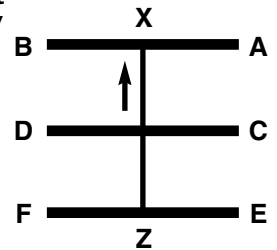
Without moving feet, execute double-punch to middle-section.

First right punch.



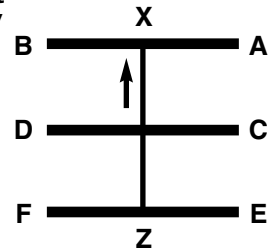
16

Then left punch.
(stance stays the same)



17

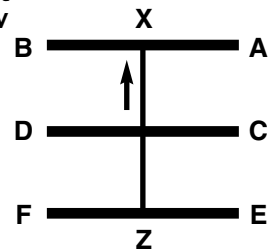
Step forward with right foot toward "X" forming a right front stance while executing a inward forearm block to middle-section using the right hand.



17

Without moving feet, execute double-punch to middle-section.

First left punch.



17

Followed by right punch.
(stance stays the same)
Yell "ki-ya" on last punch.

Ba-Ro: Turn left 180 degrees, using the ball of the right foot to pivot, and face toward "Z" forming ready stance.

